




Lakeside EYFS and KSI Home Learning



Hi All,



We hope that you are all well and have been keeping busy! A lot of you have been in contact to tell us how much you are enjoying the home learning activities that we have been providing - thank you - your feedback is very much appreciated.



This week's activities are based on the book 'Captain Flinn and the Pirate Dinosaurs' by Giles Andreae. An exciting adventure story about a little boy called Flinn and some Pirate Dinosaurs! If you don't have a copy of the book don't worry, you can find a CBeebies Bedtime Story version on YouTube - read by Toby Stephens.



Attached are the suggested activities. Many of the activities can be adapted and done simply in a notebook, on paper or outside! Remember to look on the school website for the accompanying resources.



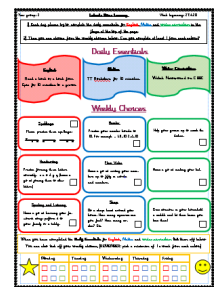
Wishing you all the best.

Stay safe,

From all the Lakeside EYFS and KSI team



NEW IN! In addition to the weekly activity pack sent from 'EYFS/KSI team' we have set an additional Year 1 page with a range of new activities to support year 1 curriculum development. These include 3 daily essentials to do every day for a week, plus extra weekly choices linked to English, Maths and Curriculum. We hope this is clear and supportive. As with the story activities, feel free to send to us what you have been doing and every couple of weeks we will aim to put together a newsletter of learning.



Remember, this is a guide, the main thing is.... Stay safe, have fun, look after each other!



Year group: 1

Lakeside Home Learning

Week beginning: 27.4.20

1) Each day please try to complete the daily essentials for **English**, **Maths** and **wider-curriculum** in the flags at the top of the page.

2) Then you can choose from the weekly choices below. Can you complete at least 1 from each colour?

Daily Essentials

English

Read a book or a book from Epic for 10 minutes to a grown up.

Maths

Count to 20 in 10's.

Wider Curriculum

Watch Newsround on CBBC

Weekly Choices

Spellings

Please practise these spellings:

were some come

Number

Practise your number bonds to 10. For example - $1+9=10$ $2+8=10$

Help your grown up to wash the dishes.

Handwriting

Practise forming these letters correctly. c a o d g q (have a go at joining them to other letters.)

Place Value

Have a go at writing your numbers up to ten in words and numbers.

Have a go at making your bed.

Speaking and Listening

Have a go at learning your favourite song: perform it to your family or a teddy.

Shape

Do a shape hunt around your house. How many squares can you find? How many circles? Etc.

Give someone in your household a cuddle and let them know you love them!


When you have completed the Daily Essentials for **English**, **Maths** and **wider-curriculum** tick them off below. You can also tick off your weekly choices, (REMEMBER: pick a minimum of 1 a week from each colour)

| Monday | Tuesday | Wednesday | Thursday | Friday |
|--|--|--|--|--|
| <input type="checkbox"/> <input type="checkbox"/> <input type="checkbox"/> | <input type="checkbox"/> <input type="checkbox"/> <input type="checkbox"/> | <input type="checkbox"/> <input type="checkbox"/> <input type="checkbox"/> | <input type="checkbox"/> <input type="checkbox"/> <input type="checkbox"/> | <input type="checkbox"/> <input type="checkbox"/> <input type="checkbox"/> |
| <input type="checkbox"/> <input type="checkbox"/> <input type="checkbox"/> | <input type="checkbox"/> <input type="checkbox"/> <input type="checkbox"/> | <input type="checkbox"/> <input type="checkbox"/> <input type="checkbox"/> | <input type="checkbox"/> <input type="checkbox"/> <input type="checkbox"/> | <input type="checkbox"/> <input type="checkbox"/> <input type="checkbox"/> |





Read/watch and discuss the story: **'Captain Flinn and the Pirate Dinosaurs'** by Giles Andreae



Link: <https://www.youtube.com/watch?v=3a7PJLqPfBA>

Complete one (or more) of the pirate science experiments!

Investigating... Fizzy Pirate Coins

You will need: baking soda, water, coins, food colouring, flour, optional vinegar.

Method:

1. Clean some pennies to be shiny pirate coins, to do this place them in cola or vinegar.
2. For the rocks, pour your baking soda into a bowl and add water slowly until it makes a paste. (If you want to put out the baking rocks, add some flour when you mix, the longer it's more than half and half you should still get a good reaction)
3. Add a couple of drops of food colouring and mix well.
4. Either mould with your hands or use cookie moulds to create shapes, press a coin into each.
5. Leave in the fridge overnight.
6. Use a dipper to drop vinegar onto your pirate rocks.

The Science Bit: Why does that happen? Vinegar (acetic acid) and Bicarbonate of Soda (an alkali) react together to react and create CO₂. This reaction releases carbon dioxide gas, which causes the bubbles you see.

Which worked best at cleaning the coins? The soda or vinegar?

Print out and colour in a pirate! If you don't have a printer - draw your own!




Give your pirate a name!

Look at the Pirate Power-Point and learn how to talk like a pirate!



Create a Pirate 'fact file' using all the facts you have learnt about pirates!

Print and label a pirate ship! If you don't have a printer, draw one and label it! Use the internet to help you find out the answers!



Create a WANTED poster looking for the Pirate Dinosaurs who have stolen the treasure!



Make your very own pirate ship using materials from around your house.



Complete a pirate wordsearch

Pirates

| | | | | | | | | |
|---|---|---|---|---|---|---|---|---|
| p | x | s | h | i | p | d | t | i |
| a | f | k | c | f | w | y | a | s |
| r | l | i | m | a | p | o | l | l |
| r | p | k | s | k | u | l | a | |
| o | o | m | z | j | x | k | d | n |
| t | r | v | h | y | g | y | t | d |
| t | p | i | r | a | t | e | z | a |
| a | a | q | l | r | u | h | e | k |
| k | i | f | r | b | q | s | i | y |

map, pirate, ship, parrot, flag, sea, island, skull

Make your very own pirate hat!



Can you write a set of instructions to explain how you made it?





Learn the pirate ship counting song. *When I was one...*

<https://www.youtube.com/watch?v=MC6rZLkOZlk>



When I was **one** I banged my drum the day I went to sea,
I jumped aboard the pirate ship and the captain said to me,
We're going this way, that way,
Forwards, backwards over the Irish Sea,
A bottle of rum to warm my tum and that's the life for me.



Design your own pirate treasure map. Hide some 'treasure' in the garden or living room and give your map to help one of your family members find it!

Treasure Map Put an where the treasure is buried.

Teach pirates how to share their treasure fairly! Divide by 2! You could use real coins or objects from around the house!

Teaching Pirates to Be Fair
Halving



Pirates aren't always very kind to each other - write down some 'top tips' to help them get along.

Handwriting practice lines with small pirate ship icons at the beginning and end of each line.



Complete a pirate dot-to-dot picture. Remember to count out loud as you go!


Flag

Practise your number formation!

Can you trace the numbers?



Write a message in a bottle asking for help to find the missing treasure!



Design your own pirate ship flag!

My Pirate Ship Flag Design

The pirate has gold coins in 4 piles. He can move one or more coins at a time. How can he make all the piles the same height in just 2 moves?



The word Pirate begins with the letter P. How many words can you think of that also begin with the letter P? Write these down and check your spellings!



Talk, draw or write on your own pirate adventure!

Practise your cutting skills!

Cutting Skills
Cut around the shapes, but be careful!

