


Lakeside EYFS and KSI Home Learning

Hi All,

We hope that you are all staying safe and happy. It's been great seeing all the wonderful work you have been doing at home!

This week's activities are based on the book 'The Queen's Hat' By Steve Antony and many of the activities and resources are based on our capital city of London!



If you don't have a copy of the book don't worry, you can find a copy on YouTube. There is also a sequel to the book as well called 'The Queens Handbag'.

Attached are some suggested activities. Many of the activities can be adapted and done simply in a notebook, on paper or outside! Remember to go on the website for the accompanying resources.

Keep reading regularly!

Wishing you all the best.

Stay safe,

From all the Lakeside EYFS and KSI team.

1) Each day please try to complete the daily essentials for **English**, **Maths** and **wider-curriculum** in the flags at the top of the page.

2) Then you can choose from the weekly choices below. Can you complete at least 1 from each colour?

Daily Essentials

English

Read a story on EPIC.

Maths

Now you've practised your 2, 5, 10 and 3 times tables, ask an adult to test you everyday using the sheet on the next page.

Wider Curriculum

Learn to count in French to 10. BBC Bitesize Key Stage 1 French.

Weekly Choices

Spellings

Please practise these spellings:

knight knot knock

Number

Doubling and Halving (numbers up to 20)

Draw a picture of one of your favourite toys.

Grammar

How many adjectives can you list? Can you fill a page?!

For example: beautiful, yellow, long, short, green,

Time

BBC Bitesize Key Stage 1 Maths 'Tell the time' video.

Use less energy to be kind to the environment. E.g. turning off lights, less TV time, don't leave the tap running when you brush your teeth.

Speaking and Listening



Read a comic online using 'Phonics Play comics'

Measurement-capacity

Make your own witches potion—measure it out using a measuring jug (ml/l).

Make someone else's bed as well as your own!

When you have completed the Daily Essentials for **English**, **Maths** and **wider-curriculum** tick them off below— You can also tick off your weekly choices, (REMEMBER: pick a minimum of 1 a week from each colour)

	Monday	Tuesday	Wednesday	Thursday	Friday	
	<input type="checkbox"/>	<input type="checkbox"/>	<input type="checkbox"/>	<input type="checkbox"/>	<input type="checkbox"/>	
	<input type="checkbox"/>	<input type="checkbox"/>	<input type="checkbox"/>	<input type="checkbox"/>	<input type="checkbox"/>	

Monday	Tuesday	Wednesday	Thursday	Friday
$5 \times 5 =$	$6 \times 5 =$	$7 \times 5 =$	$8 \times 5 =$	$9 \times 5 =$
$2 \times 10 =$	$3 \times 10 =$	$4 \times 10 =$	$5 \times 10 =$	$6 \times 10 =$
$3 \times 2 =$	$3 \times 2 =$	$5 \times 2 =$	$6 \times 2 =$	$7 \times 2 =$
$4 \times 3 =$	$4 \times 3 =$	$5 \times 3 =$	$7 \times 3 =$	$8 \times 3 =$
$7 \times 5 =$	$8 \times 5 =$	$9 \times 5 =$	$10 \times 5 =$	$11 \times 5 =$
$8 \times 10 =$	$9 \times 10 =$	$10 \times 10 =$	$11 \times 10 =$	$12 \times 10 =$
$9 \times 2 =$	$10 \times 2 =$	$11 \times 2 =$	$12 \times 2 =$	$3 \times 2 =$
$3 \times 3 =$	$4 \times 3 =$	$5 \times 3 =$	$6 \times 3 =$	$7 \times 3 =$
$6 \times 5 =$	$7 \times 5 =$	$8 \times 5 =$	$9 \times 5 =$	$10 \times 5 =$
$4 \times 10 =$	$5 \times 10 =$	$6 \times 10 =$	$7 \times 10 =$	$8 \times 10 =$
$10 \times 2 =$	$11 \times 2 =$	$12 \times 2 =$	$2 \times 2 =$	$3 \times 2 =$
$5 \times 3 =$	$6 \times 3 =$	$7 \times 3 =$	$8 \times 3 =$	$9 \times 3 =$

Read and watch The Queen's Hat by Steve Antony



<https://www.youtube.com/watch?v=Uos9BjtsIDA>

In the story the Beefeaters have to run all around London to catch the Queen's hat. Make a beefeater and write a diary entry as if you were a Beefeater. Which places did you see? How did you feel?



Create a fact file about one of the famous places in the UK. Use the PowerPoint about the UK to help.



Research London Landmarks. Make a Map of London and label all of the famous landmarks.



Write/ follow a recipe for making one of these traditional British afternoon tea treats.

- Jam Sandwiches
- Victoria Sandwich Cake
- Cheese and Cucumber Sandwiches
- Scones



Dress up in your nicest clothes and enjoy an afternoon tea or picnic with your family. Take a picture and show your teacher!



Create a collage of the Union flag.



Design a brand new hat for the Queen. Make it as special and creative as you can.




Using creative resources, make your own very special party hat or crown.



Learn about our current reigning monarch Queen Elisabeth. Make a poster about all the things you find out about her.



Research the different countries that are in the UK. What are their flags like?



Learn about money in the UK and the coins and notes we use. Use the power point to help.



Can you recognise, sort and order different coins?

Create a shop in your house. Use real money to practise buying and selling different items for different prices. Practise adding up the coins and giving change.



Solve some money addition problems. Look at some real coins and notes to help.

How Much Do the Ice Creams Cost?
How much does each ice cream cost? Look at the coins and write the total amount on the circle.



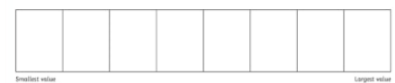
How much money is in my jar?



Order coins by value from the smallest amount to highest amount.

Ordering Coins

Cut and paste the coins below and arrange them from smallest value to largest value in the boxes.



Build a big red bus or black taxi out of junk modelling resources.



Create a coin rubbing picture.



There are lots of bridges in London that go across the River Thames. Can you build a bridge out of different resources that's strong enough to hold an egg?

